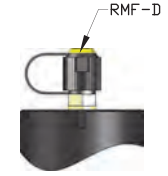
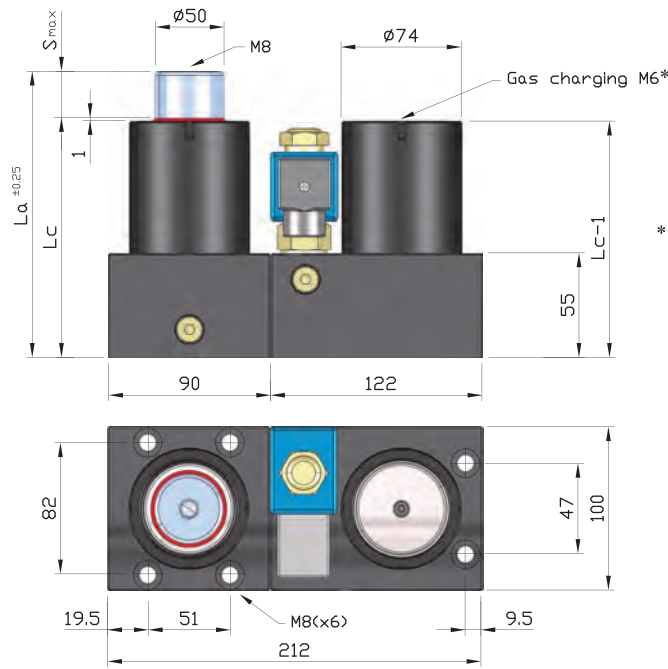


PED
97/23/CE



* K3000 model is also available equipped with RMF-D. When placing an order, please indicate the reference: K 3000x ... C



Model	S _{max}	La mm	Lc mm	Fa daN	Fc daN
K 3000x12	12	129	117	3000 (±5%)	3360
K 3000x25	25	155	130		3740
K 3000x38	38	181	143		4065
K 3000x50	50	205	155		4320
K 3000x63	63	231	168		4560
K 3000x80	80	265	185		4835
K 3000x100	100	305	205		5100
K 3000x125	125	355	230		5380

Medium Pressure

Nitrogen Gas (N₂) / oil

Maximum Charging Pressure **150 Bar**

Minimum Charging Pressure **50 Bar**

N₂ Nominal Pressure **150 Bar**

Rod Seal Area **19.63 cm²**

Maximum Working Temperature **60°C**

Force Increase by Temperature **33°C**

Maximum Stern Speed **10 /min**

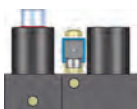
Hydraulic Valve	Supply Voltage	Power Consumption
E 24	24V DC	17w
E 110	110V AC	17w
E 220	220V AC	17w

Required information:

- Working stroke:
- Press speed:
- Maximum press rate:

mm
m/min
strokes/min

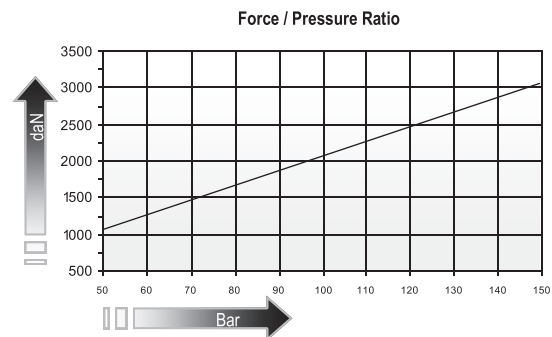
Assembly Possibilities



Compact Application



Modular Application



How to Order

K 3000 x **50** **E 110**

Model

Stroke

Hydraulic Valve

Stroke 12, 25, 38, 50, 63, 80, 100, 125 - other strokes under order)

E 24 - 24V DC
E 110 - 110V AC
E 220 - 220V AC